

# Hi-MO X10

LR7-60HVH

535~560M

- Suitable for Distribution Market
- Highest efficiency with the best energy generation performance
- TaiRay wafer & BC technology enhances high product reliability
- Smart manufacturing & LONGi product lifecycle standards deliver exceptional product quality

**15** 15-year Warranty for Materials and Processing

**30** 30-year Warranty for Extra Linear Power Output

## Complete System and Product Certifications

IEC 61215, IEC 61730, UL 61730

ISO9001:2015: ISO Quality Management System

ISO14001: 2015: ISO Environment Management System

ISO45001: 2018: Occupational Health and Safety

IEC62941: Guideline for module design qualification and type approval

**LONGi**



**24.8%**  
EFFICIENCY

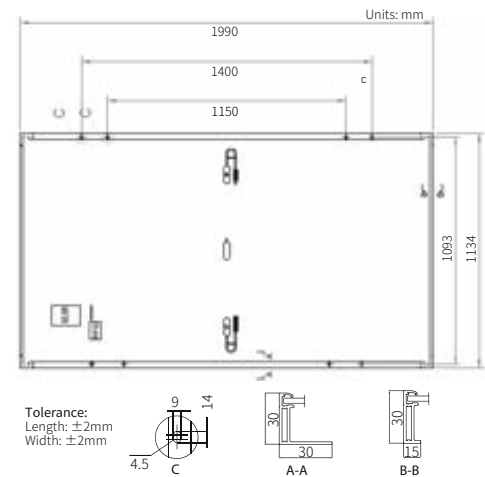

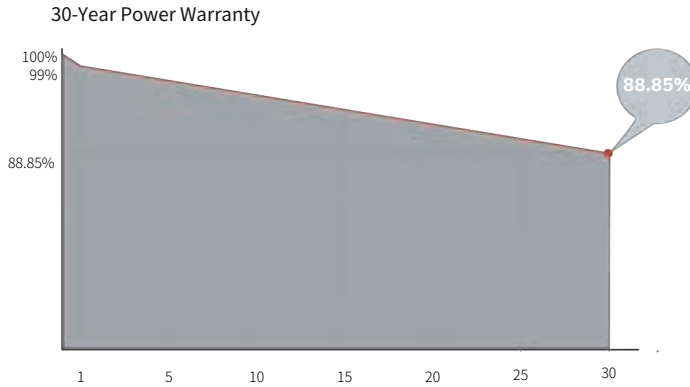
**0~3%**  
TOLERANCE

**<1%**  
FIRST YEAR POWER  
DEGRADATION

**0.35%**  
POWER DEGRADATION

**BC-CELL**  
LOWER OPERATING  
TEMPERATURE

## Additional Value



## Mechanical Parameters

Cell Orientation	120 (6×20)
Junction Box	IP68, three diodes
Output Cable	4mm <sup>2</sup> +400, -200mm/±1400mm length can be customized
Glass	Single glass 3.2mm coated tempered glass
Frame	Anodized aluminum alloy frame
Weight	25.3kg
Dimension	1990×1134×30mm
Packaging	36pcs per pallet / 180pcs per 20' GP / 792pcs per 40' HC

## Electrical Characteristics STC : AM1.5 1000W/m<sup>2</sup> 25°C

NOCT : AM1.5 800W/m<sup>2</sup> 20°C 1m/s

Test uncertainty for P<sub>max</sub>:  $\pm 3\%$

Module Type	LR7-60HVH-535M		LR7-60HVH-540M		LR7-60HVH-545M		LR7-60HVH-550M		LR7-60HVH-555M		LR7-60HVH-560M	
	STC	NOCT	STC	NOCT	STC	NOCT	STC	NOCT	STC	NOCT	STC	NOCT
Testing Condition												
Maximum Power (P <sub>max</sub> /W)	535	407	540	411	545	415	550	419	555	422	560	426
Open Circuit Voltage (V <sub>oc</sub> /V)	44.78	42.57	44.88	42.66	44.98	42.76	45.08	42.85	45.18	42.95	45.28	43.04
Short Circuit Current (I <sub>sc</sub> /A)	15.15	12.17	15.25	12.25	15.35	12.33	15.45	12.41	15.55	12.49	15.65	12.57
Voltage at Maximum Power (V <sub>mp</sub> /V)	37.01	35.16	37.11	35.26	37.21	35.35	37.31	35.45	37.41	35.54	37.51	35.64
Current at Maximum Power (I <sub>mp</sub> /A)	14.46	11.58	14.55	11.66	14.65	11.73	14.74	11.81	14.84	11.89	14.93	11.96
Module Efficiency(%)	23.7		23.9		24.2		24.4		24.6		24.8	

## Operating Parameters

Operational Temperature	-40°C ~ +85°C
Power Output Tolerance	0 ~ 3%
Maximum System Voltage	DC1500V (IEC)
Maximum Series Fuse Rating	25A
Nominal Operating Cell Temperature	45±2°C
Protection Class	Class II
Fire Rating	IEC Class C

## Mechanical Loading

Front Side Maximum Static	5400Pa
Loading Rear Side Maximum	2400Pa
Static Loading Hailstone Test	25mm Hailstone at the speed of 23m/s

## Temperature Ratings (STC)

Temperature Coefficient of I <sub>sc</sub>	+0.050%/°C
Temperature Coefficient of V <sub>oc</sub>	-0.200%/°C
Temperature Coefficient of P <sub>max</sub>	-0.260%/°C